
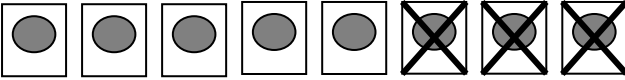
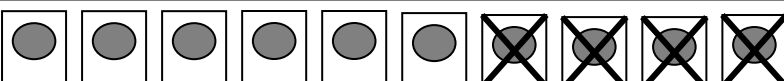

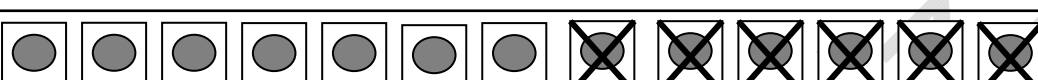

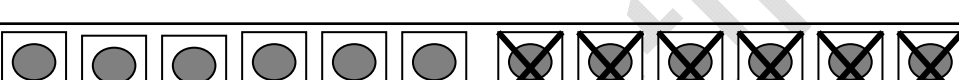
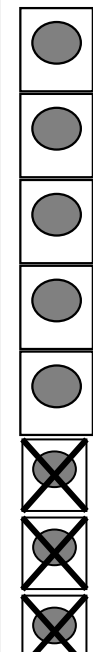
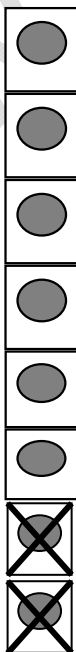

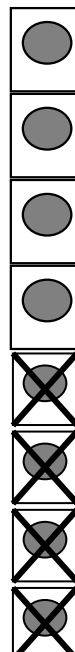


ETKİNLİK&TEST  
ÇIKARMA İŞLEMİ 5

Aşağıdaki çıkarma işlemlerini modellerden yararlanarak örneğe uygun olarak yapınız.

	$5 - 2 = 3$
	.... - ... = ....
	.... - ... = ....
	.... - ... = ....
	.... - ... = ....
	.... - ... = ....
	.... - ... = ....

Aşağıdaki çıkarma işlemlerini modellerden yararlanarak örneğe uygun olarak yapınız.

 $\begin{array}{r} 8 \\ - 3 \\ \hline 5 \end{array}$	 $\begin{array}{r} \square \\ \square \\ \hline \square \end{array}$	 $\begin{array}{r} \square \\ \square \\ \hline \square \end{array}$	 $\begin{array}{r} \square \\ \square \\ \hline \square \end{array}$
---	---	---	---

ETKİNLİK&TEST  
ÇIKARMA İŞLEMİ 6

Aşağıdaki çıkarma işlemlerini yapınız.

9	-	4	=	<input type="text"/>
8	-	5	=	<input type="text"/>
5	-	3	=	<input type="text"/>
10	-	5	=	<input type="text"/>
9	-	3	=	<input type="text"/>
7	-	4	=	<input type="text"/>
10	-	6	=	<input type="text"/>
9	-	2	=	<input type="text"/>
9	-	5	=	<input type="text"/>
8	-	3	=	<input type="text"/>
10	-	4	=	<input type="text"/>
9	-	6	=	<input type="text"/>
8	-	4	=	<input type="text"/>
6	-	2	=	<input type="text"/>
7	-	3	=	<input type="text"/>
8	-	5	=	<input type="text"/>
10	-	7	=	<input type="text"/>
6	-	4	=	<input type="text"/>
7	-	3	=	<input type="text"/>
9	-	5	=	<input type="text"/>
8	-	5	=	<input type="text"/>
10	-	3	=	<input type="text"/>
9	-	5	=	<input type="text"/>
7	-	5	=	<input type="text"/>

8	6	9
- 4	- 5	- 3
7	9	8
- 3	- 2	- 6
9	8	7
- 4	- 7	- 6
8	6	9
- 3	- 2	- 5
7	8	6
- 4	- 5	- 3
9	7	5
- 4	- 5	- 3
8	6	9
- 5	- 3	- 6
8	6	9
- 2	- 4	- 7
8	6	9
- 6	- 3	- 8